


Please refer to the image on the left for placement guide. Patch numbers on the templates can be ignored: they are generated by default from the EQ7 program.


This block has three main sections: the centre flower and stem and the two side flowers and stems. Place the leaves first then the centre stem and then the side stems.


Place the side petals of the flowers then the centre petal and finally the petal overlay.




Blue Tulip 1









Tulip Applique

Key Block (12/50 actual size)

