

COUNTRY HOUSES



Country Houses by Glenda Kirkiridis

REQUIREMENTS:

1 Colour Family of choice
1m X150cm wide background fabric
.25 cm x150cm wide fabric for contrasting border
1m applique paper
machine embroidery thread for satin stitch
or blanket stitch
neutral cotton thread for piecing
13 small ziplock bags

CUT:

Background blocks:
6 background block 9,5" X 5,0"
4 Background blocks 5,0" X 5,0"

Reserve the rest of the fabric for borders.



Trace out each of the border applique pieces onto applique paper, cut out and apply to the chosen fabrics. Cut out each piece ready to apply and place in a ziplock bag. Do not cut the borders at this stage.


There are 10 blocks in total, 5 of which are reversed.

Trace out each block piece onto applique paper and iron onto the appropriate colour fabric, remembering to trace the second set of blocks in REVERSE. Cut out and place those pieces together with the right sized background block into separate ziplock bags.


Take your first ziplock bag and assemble the applique as per the block design. Iron into place on the back ground block.

Repeat for all the other blocks and place back in their respective bags until you have completed the sewing, using either a blanket stitch or a satin stitch.

Assemble the body of the quilt as per diagram:



Measure the completed centre and use those measurements to cut the first border strips 1.5" X the length of each border. See diagram:

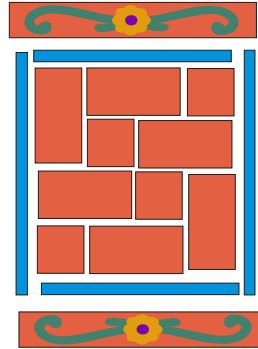


Measure the quilt borders again and cut the first two pieces for the 2nd border, this time 5" X the measured length.



Fit one set of border applique to each of these two pieces and iron and sew into place.


Sew these two borders to the quilt,



Re-measure for the other two sides and cut the border strips.

Fit the other two sets of applique pieces to these border strips and iron and sew into place.

Sew these two borders to the quilt - and your top is finished!



This is my original design. All rights are reserved. You are welcome to print and save this file for your personal use. You may not copy or distribute the pattern by any means, electronic or otherwise without my permission.

Glenda Kiriridis
36 Headingley Ave
Westville
3630
South Africa

admin@amafu.co.za